

Summer Break Assignment

Class: III (Session 2021 -22)

'Learning is a vocation that requires vacation.'

Dear Rukminians

Greetings!

Embracing the cheerful news of Summer Break, you may also contemplate the fact of elevating your skills eventually and spend your vacation ingeniously. Moreover, while enjoying every moment of your vacation, please follow the below mentioned suggestive advices conscientiously:

- (i) Follow and share the precautions measures for COVID-19 with your friends and family.
- (ii) Keep yourself safe and secure by ensuring to stay indoors/at home.
- (iii) Read your favourite books/stories/novels and share them with your siblings/parents/grandparents.
- (iv) Visit various places and explore the exquisite world around via virtual windows.
- (v) Enhance your conceptual understanding by completing the given Summer Break Assignments suitably well.

Details of the Summer Break Assignments are as follows:

Learning Objectives	<ul style="list-style-type: none"> To augment the creative and critical skills of the learners. To enrich the language and linguistic skills of the learners. To sensitize the learners with the significance of integrated learning. To ensure the enrichment of comprehensive skills of the learners.
----------------------------	---------------------------------------------------------------------------------------------------------------------------------------------------------------------------------------------------------------------------------------------------------------------------------------------------------------------------------------------------

Subjects	Summer Break Assignments
Language & Linguistic Enrichment (English & Hindi):	<p>English:</p> <ol style="list-style-type: none"> 1. Read these 5 famous stories of Akbar and Birbal from the link given below and classify Nouns (Proper, Common and Collective) mentioned in the stories. . Make a list for the same for each story on an A4 size sheet. <ul style="list-style-type: none"> 5 Famous Akbar-Birbal Moral Stories for Kids (hopscotch.in) 2. Revise the syllabus covered in class and Practise the Google form: <ul style="list-style-type: none"> https://forms.gle/tf1xd9s95UQw8BdWA 3. Practice online worksheets using following links: <ul style="list-style-type: none"> Practice 'Sentences' using the following link: https://www.liveworksheets.com/nq1252244fc Practice 'Limericks' using the following link: https://www.liveworksheets.com/qd1105190ie 4. Enjoy doing the following Quiz related to Nouns (Number). https://quizizz.com/admin/quiz/6081a8ff8e15b7001ced8066 5. Spend some quality time with your grandparents. Ask them about their schooling experiences and education system. Prepare one story and share it in the class after the vacations. 6. Attempt the given Worksheet in your fair notebooks. <p>Hindi:</p> <ol style="list-style-type: none"> 1. विभिन्न राज्यों के आहार, वेशभूषा, संस्कृति के चित्रों का एक ए-४ साईज़ शीट (A-4 size sheet) पर कोलाज (collage) बनाएं।

<p>Language & Linguistic Enrichment (English & Hindi):</p>	<ol style="list-style-type: none"> दिल्ली के तीन (3) ऐतिहासिक स्थलों के चित्र चिपकाकर उन पर दो-दो पंक्तियाँ अपनी अभ्यास पुस्तिका में लिखिए। कक्षा में कराए गए पाठ की पुनरावृत्ति करें और गूगल फॉर्म (google form) का अभ्यास करें। https://forms.gle/ujR3HLgmPsnjAQ22A दिए गए लिंक की सहायता से ऑनलाइन कार्य पत्रिका का अभ्यास करें। इस लिंक के माध्यम से वचन का अभ्यास करें https://www.liveworksheets.com/de1132732si इस लिंक के माध्यम से क्रिया का अभ्यास करें https://www.liveworksheets.com/ct1242068mp इस लिंक के माध्यम से संज्ञा का अभ्यास करें https://www.liveworksheets.com/iy1195414ic क्विज़ (quiz) के माध्यम से लिंग और विलोम शब्द का अभ्यास करें। https://wordwall.net/resource/4863655 ; https://wordwall.net/resource/5092610 'मदद का हाथ'— घर के कार्यों में अपने माता की मदद करना जैसे पौधों में पानी देना, खाना परोसने में सहायता करना, घर की साफ-सफाई में सहयोग देना, अपना सामान सही स्थान पर रखना आदि। ये कार्य करते हुए अपनी फोटो खींचकर अपनी कक्षा अध्यापिका को ग्रुप में भेजें। दिए गए कार्यपत्रिका को अपनी कार्यपुस्तिका में करें।
<p>Logical Enrichment (Math):</p>	<ol style="list-style-type: none"> Draw the number plate of your car on an A3 size sheet. Create any three 4-digit numbers out of it. Write the expanded form and number name of the numbers formed on the same A3 size sheet. Also, find the sum of all the numbers formed. Revise the syllabus covered in class and practice the google form: https://forms.gle/6jSYqVSSnEibFYpn7 Practice online worksheets based on Numbers up to 10,000 using the following links: https://www.liveworksheets.com/worksheets/en/Math/Numbers/Numbers up to 10 000 tv1506980bp https://www.k5learning.com/free-math-worksheets/third-grade-3/place-value-and-rounding Enjoy playing online games related to Number System using the given link: https://www.splashlearn.com/number-games-for-3rd-graders Enjoy doing the following Quiz related to Numbers up to 10,000. https://quizizz.com/admin/quiz/5d72738c236db8001cb5be00/chapter-1-numbers-to-10-000-quiz Attempt the given Worksheet in your fair notebook. 'Add a smile to one's face: Donate a sanitizer or mask to someone in need. Also, share precautionary measures with your family members and relatives for fighting against corona virus.
<p>Scientific Skills' Enrichment (EVS):</p>	<ol style="list-style-type: none"> Collect any three samples of different edible parts of a plant like seed, root, stem, leaves, flower/fruit. Paste them on an A4 size sheet. Also, write any one advantage for eating the same. Revise the syllabus covered in class and practise the Google form: https://forms.gle/ith4PjScwP7u3boaA Practice online worksheets using following links: Chapter-1 Living and Non-living things: https://www.liveworksheets.com/worksheets/en/SCIENCE/Living_and_non-living_things/3rd-science-ps04-living things 'non living things ue1786025mz Chapter-2 Parts of a Plant: https://www.liveworksheets.com/worksheets/en/Science/Plants/Parts_of_the_plant_aq673314ep

Scientific Skills' Enrichment (EVS):

https://www.liveworksheets.com/worksheets/en/Science/Parts_of_a_plant/Parts_of_a_plant_we_eat_us625830eq

4. Play the following Quiz on 'Parts of Plant':
<https://quizizz.com/join?gc=34778610>
5. Attempt the given Worksheet in your fair notebook.
6. Taking care of the plants: Look after the plants in your house/locality by watering them regularly and observe their growth & changes.

Integrated Project:

1. PROJECT –A

- i) Create a table with the list given below on an A3 size sheet (beautifully designed with the pictures) showing the classification of living and non- living things. Each living and non- living thing has been assigned with a number. Distribute the things in such a manner that numbers of the first category (Living things) are arranged in Ascending order and numbers of the second category (Non-living things) are arranged in Descending order.
- ii) After creating the table use the names from the given list to make a limerick in English and write it beautifully on an A4 size sheet.
- iii) Also, use the same list to form a story in Hindi depicting any moral value. The story should be written on an A4 size sheet with beautiful images describing the theme.

Note: Make a file and attach all the sheets in it in the form of a project. The file should contain your Name, Class and Section and share the same on WhatsApp with your respective class teacher.

List of Living and Non- Living Things	Numbers Assigned
1. Lion	6745
2. Pencil	4567
3. Fish	6777
4. Table	4000
5. Chair	4566
6. Elephant	7865
7. Plant	8000
8. Insects	6666
9. Mobile	8766
10. Phone	5555
11. Paper	6565
12. Tiger	8001
13. Building	7999
14. Air	8888
15. Cardboard	5666

2. PROJECT – B

- i) Create a PowerPoint Presentation on 'Parts of a Plant' and make a list of Nouns which are used in the description of the presentation. Classify them on the basis of Proper, Common and Collective.
- ii) Using the Nouns from the list, Write their singular and plural forms on an A4 size sheet. For e.g. Leaf - Leaves (Also use the pictures to make it attractive).

Please note: The online classes will resume from 10 June 2021 onwards. Hope you have a great time while enjoying your Summer Break.

Happy Holidays!

Stay Home Stay Safe.

English Worksheet 1 (SUBJECTIVE TYPE)

I) Rewrite these groups of words correctly to make meaningful sentences.

- a. is going the to Tina market.
- b. I yesterday saw white a peacock.
- c. Mickey a red mouse wears shirt.
- d. day lovely It a is.
- e. want We to ice have cream.

II) Rearrange the words to make questions. Remember to add a question mark.

a) the stole jewels who

.....

b) magic start when show the does

.....

c) she eat will a tonight pizza

.....

d) the harbour in ships are the

.....

e) story funny is this

.....

III) Short Answer Type Question:

1. What is the name of the minister whose valuables got stolen?

2. What did Birbal bring in court?

3. What did Birbal apply on the tail of donkey?

4. Why did Akbar asked Birbal to solve the case?

5. Who are Navratnas in the court of Akbar?

प्रिय छात्रों ,

दिए गए कार्यपत्रिका को अपनी कार्यपुस्तिका में लिखे I

Worksheet (SUBJECTIVE TYPE)

प्रश्न-१ निम्नलिखित पंक्तियों में से बड़ी (ई), बड़े (ऊ), छोटी (इ) व छोटे (उ) की मात्रा वाले शब्द लिखे I

१. बेला ,गुलाब ,जूही , चंपा ,चमेली I

प्यारे-प्यारे फूल गूँथे

माला में एक हैं I

२. गंगा ,यमुना ,ब्रह्मपुत्र,कृष्णा ,कावेरी I

जाकर मिल गई सागर में ,

होई सब एक हैं I

इ	ई	उ	ऊ

प्रश्न -२ लिंग बदलो (मिलान करो)

डी.ए.वी. सेकेंडरी पब्लिक स्कूल, पश्चिम एनक्लेव, नई दिल्ली-४२
 कक्षा-प्रथम कार्य पत्रिका विषय- हिन्दी
 उपविषय : लिंग बदलो

प्र. दिए गए शब्दों का लिंग के आधार पर मिलान करें :




1. राजा	मामी
2. पुत्र	हिरनी
3. हाथी	चुहिया
4. मामा	रानी
5. हिरन	पुत्री
6. चूहा	नानी
7. नाना	गुड़िया
8. गुब्बू	हथिनी



प्रश्न -3 संज्ञा

संज्ञा अभ्यास

नीचे दिए शब्दों को सही शीर्षक के नीचे लिखो -
मेंढक, फाटक, पटना, मों, मकड़ी, पतंग, मीना, भोंपू,
बूँद, भेड़, पिता जी, मोती, मकान, जापान, बेटा, जयपुर,
बतख, पंखा, पोटली, फंदा, मूँछ, पानी

व्यक्ति	स्थान	प्राणी	वस्तु
			

ये सब नाम हैं। नाम को संज्ञा कहते हैं।

प्रश्न -4 वचन

वचन बदलो

	एक वचन	बहु वचन
1.	चिड़िया	
2.	मिठाई	
3.	दवाई	
4.	अध्यापिका	
5.	वधू	
6.	माला	
7.	वस्तु	

प्रश्न-4 प्रश्न - उत्तर

- देश के फूल और नदियों के नाम लिखिए ?
- दादी मैसूर क्यों नहीं जा रही थीं ? क्या कारण हो सकता है ?
कल्पना कर लिखिए ?
- फूलों से माला के अलावा क्या-क्या बनता है ?
- बच्चों के लिए दादी क्या थीं ?

Topic: Ch-1 Numbers up to 10,000

Dear students,

Please practice the given worksheet in Maths Fair notebook.

Q1. Compare the following using the symbols $>$, $<$ and $=$.

(a) 2415 _____ 5514

(b) 8932 _____ 8645

(c) 3607 _____ 3607

(d) 8002 _____ 8000

Q2. Complete the following pattern:

a) $5356, 5456, 5556, \underline{\hspace{1cm}}, \underline{\hspace{1cm}}$

b) $8014, 8016, 8018, \underline{\hspace{1cm}}, \underline{\hspace{1cm}}, \underline{\hspace{1cm}}$

c) $4690, 4700, 4710, \underline{\hspace{1cm}}, \underline{\hspace{1cm}}, \underline{\hspace{1cm}}$

Q3. Fill in the blanks:

a) The difference between the face value of 5 and 3 in 3052 is _____.

b) The number just before 9990 is _____.

c) We get the largest 4- digit number by adding one to _____.

Q4. Answer the following.

a) Round off the number to nearest 100 and rewrite the sentence: ' There are about 789 tigers in India.'

b) Arrange in descending order: 1625, 5261, 2651, 1516.

c) Write the number in standard form: $8000+800+8$.

d) Round of the number to the nearest 100: 889

e) Write any 5 4- digit numbers with digit 6 in tens and 9 in hundreds place.

f) Write the expanded form and number name of 5678.

g) Create the greatest and smallest 4- digit number using 2,7,0,5.

Scientific Skills' Enrichment (EVS/Science):

Worksheet 1 (SUBJECTIVE TYPE)

I. Answer the following questions in brief:

1. Give two examples for each:

- (i) Living things
- (ii) Non-living things
- (iii) Once Living but now Non-living things

2. How does a plant breathe while it has no nose?

3. Name any five animals which lay eggs.

4. How do most plants reproduce?

5. Name the body parts used by the following living things to breathe??

Human beings

Plants

Fish

Insects

6. How human beings feel and respond to the changes around them?

7. Plants Cannot move from one place to another, then why plants are Living things?

II. Explain the following in detail:

1. Name the two kinds of roots and explain about them.
2. What are the two basic parts of a plant?
3. How does a leaf make food?
4. What is the function of the veins in the leaves?
5. How do plants breathe in and out?
6. What are the functions of the stem of a plant?