

## Summer Break Assignment

### Class: I (Session 2021 -22)

*'Learning is a vocation that requires vacation.'*

Dear Rukminians

### Greetings!

Embracing the cheerful news of Summer Break, you may also contemplate the fact of elevating your skills eventually and spend your vacation ingeniously. Moreover, while enjoying every moment of your vacation, please follow the below mentioned suggestive advices conscientiously:

- (i) Follow and share the precautions measures for COVID-19 with your friends and family.
- (ii) Keep yourself safe and secure by ensuring to stay indoors/at home.
- (iii) Read your favourite books/stories/novels and share them with your siblings/parents/grandparents.
- (iv) Visit various places and explore the exquisite world around via virtual windows.
- (v) Enhance your conceptual understanding by completing the given Summer Break Assignments suitably well.

### Details of the Summer Break Assignments are as follows:

<b>Learning Objectives</b>	<ul style="list-style-type: none"> <li>• To augment the creative and critical skills of the learners.</li> <li>• To enrich the language and linguistic skills of the learners.</li> <li>• To sensitize the learners with the significance of integrated learning.</li> <li>• To ensure the enrichment of comprehensive skills of the learners.</li> </ul>
<b>Subjects</b>	<b>Summer Break Assignments</b>
<b>Language &amp; Linguistic Enrichment (English &amp; Hindi):</b>	<p><b>English:</b></p> <ul style="list-style-type: none"> <li>• Revise Chapter -1(Meet my Family) and practice the given test via the given google form link- <a href="https://forms.gle/1178vVvYRFcprj3n6">https://forms.gle/1178vVvYRFcprj3n6</a></li> <li>• Revise the Grammar topic "Naming Words" and practice quiz via the given link- <a href="https://quizizz.com/join/quiz/5f78553cfcf584001b7cf8e3/start?studentShare=true">https://quizizz.com/join/quiz/5f78553cfcf584001b7cf8e3/start?studentShare=true</a></li> <li>• Practice the given worksheets in 4 in 1 notebook (Annexure-1)</li> </ul> <p><b>Hindi:</b></p> <ol style="list-style-type: none"> <li>1. नीचे दी गई वीडियो को देखें और हिंदी वर्णमाला का अभ्यास करें। <a href="https://www.youtube.com/watch?v=h4hJyaMhjdq">https://www.youtube.com/watch?v=h4hJyaMhjdq</a></li> <li>2. र, ३, ४ अक्षर वाले (5-5) शब्द अपनी हिंदी उत्तर पुस्तिका में लिखें।</li> <li>3. दी गई कार्य पत्रिका को पूरा करें। कार्य पत्रिका १- <a href="https://www.liveworksheets.com/vt1204355sz">https://www.liveworksheets.com/vt1204355sz</a> कार्य पत्रिका १- <a href="https://www.liveworksheets.com/be1445474jr">https://www.liveworksheets.com/be1445474jr</a></li> </ol>
<b>Logical Enrichment (Math):</b>	<ol style="list-style-type: none"> <li>1. Revise the concept of 'Numbers up to 50' and practice the worksheet given in 4 in 1 notebook. (Annexure-2)</li> <li>2. Practice live worksheets to revise the concept of numbers with the help of links given below. Worksheet 1- <a href="https://www.liveworksheets.com/nv1386576bk">https://www.liveworksheets.com/nv1386576bk</a> Worksheet 2- <a href="https://www.liveworksheets.com/ob87887pj">https://www.liveworksheets.com/ob87887pj</a></li> </ol>

**Scientific Skills' Enrichment (EVS):**

1. Make a 'My Portfolio' by cutting pictures from magazines and pasting them on A-4 size sheets OR in 4-in-1 notebook with the following headings:
  - \* Food I like
  - \* Games I like to play
  - \* My Hobbies
  - \* Cartoons I watch/TV Programme
  - \* Toys I play with
2. Practice the given live worksheets on My body parts with the help of given link-  
<https://www.liveworksheets.com/yg158pu>

**Integrated Project:**

- Step 1- Listen to the the story 'The very Hungry Caterpillar' with the help of given youtube link - <https://youtu.be/6VkfYOpdvFc>
- Step 2- Arrange the story in correct order with the help of given live worksheet link-  
<https://www.liveworksheets.com/hh1224307mv>
- Step 3- Identify and write down Days of the week and names of the fruits eaten by the hungry caterpillar in the table given below.
- Step 4- Count and write the number of fruits eaten on each day by the hungry caterpillar. Also write down number name for the same in the table given below.

Days of the week	Monday					Sunday
Name of the fruit eaten	Apple					0 (as he ate green leaf not fruit)
Number of fruits eaten	1					0
Number Name	One					Zero

Note-

\*Draw the given table on an A4 size sheet and submit the same via the mail Id ([RDPS.CLASSONE@GMAIL.COM](mailto:RDPS.CLASSONE@GMAIL.COM))

Step 5- Narrate the story in English in your own words with the help of props and costumes and share a small 2-3 minutes video for the same on the given mail Id-([RDPS.CLASSONE@GMAIL.COM](mailto:RDPS.CLASSONE@GMAIL.COM))

**Please note:** The online classes will resume from 10 June 2021 onwards.

Hope you have a great time while enjoying your Summer Break.

Happy Holidays!

Stay Home Stay Safe.



Write the three letter words for the given pictures:



\_\_\_\_\_



\_\_\_\_\_



\_\_\_\_\_




\_\_\_\_\_



\_\_\_\_\_



\_\_\_\_\_



\_\_\_\_\_



\_\_\_\_\_



\_\_\_\_\_



\_\_\_\_\_



\_\_\_\_\_



\_\_\_\_\_



\_\_\_\_\_



\_\_\_\_\_



\_\_\_\_\_



\_\_\_\_\_



Connect the correct dots to match each image with its noun.



- Person
- Place
- Thing



- Person
- Animal
- Thing



- Person
- Place
- Thing



- Person
- Place
- Thing



- Animal
- Place
- Thing



- Person
- Place
- Animal



- Person
- Animal
- Thing



- Person
- Place
- Thing

Name \_\_\_\_\_




# Nouns

Directions: Color by the code.

person



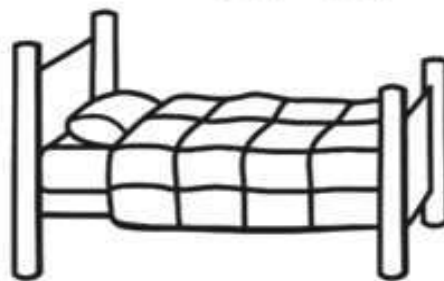


thing



place




animal



**Mathematics Worksheet (Annexure-2)**



**Topic: Numbers from 1-50**

**Q1. Count and tick the correct number.**



3      4      2

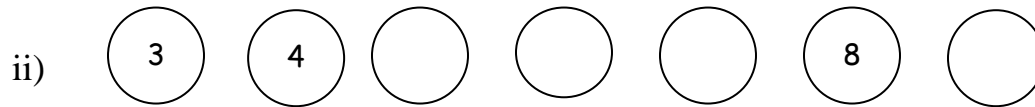
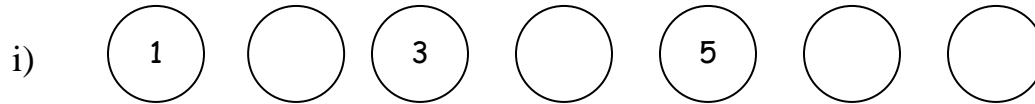
0      3      2







4      8      6

7      9      5

**Q2. Fill the missing numbers.**



**Q3. Match each group with the correct number.**

	9 Nine
	2 Two
	3 Three
	6 Six

**Q4. Tick the smallest number and write in the given circle.**

i) 

23	34	12
----	----	----

ii) 

15	14	19
----	----	----

iii) 

27	29	11
----	----	----

iv) 

26	18	37
----	----	----

**Q5. Circle the greatest number:**

i) 

18	15	21
----	----	----

ii) 

33	37	39
----	----	----

iii) 

14	35	21
----	----	----

iv) 

22	47	36
----	----	----

**Q6. a) Arrange the numbers in ascending order: (small to big)**

i) 3, 1, 9, 7, 4 \

ii) 8, 4, 3, 0, 6




**b) Arrange the numbers in descending order: (big to small)**

i) 4, 2, 0, 9, 1


ii) 7, 8, 6, 2, 5

**Q7. Fill in the boxes by writing the number that:**

<u>Comes before</u>	
<input type="text"/>	17
<input type="text"/>	37
<input type="text"/>	10
<input type="text"/>	45

<u>Comes in between</u>		
3	<input type="text"/>	5
7	<input type="text"/>	9
14	<input type="text"/>	16
0	<input type="text"/>	2

<u>Comes after</u>	
18	<input type="text"/>
35	<input type="text"/>
26	<input type="text"/>
49	<input type="text"/>